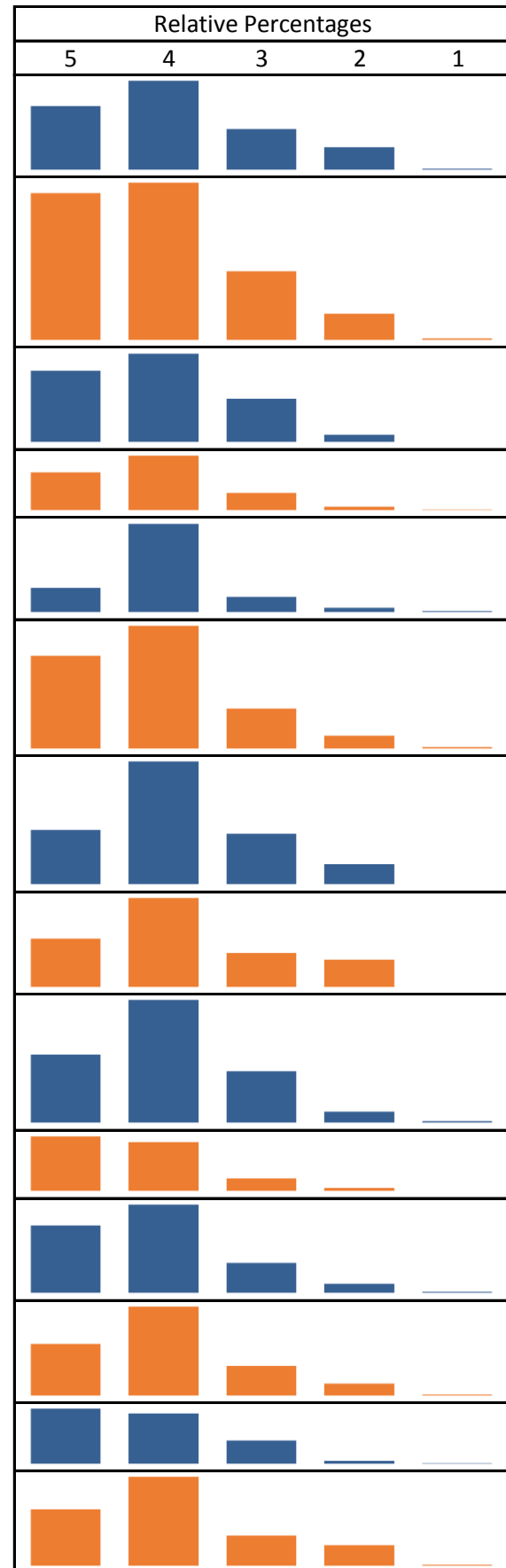


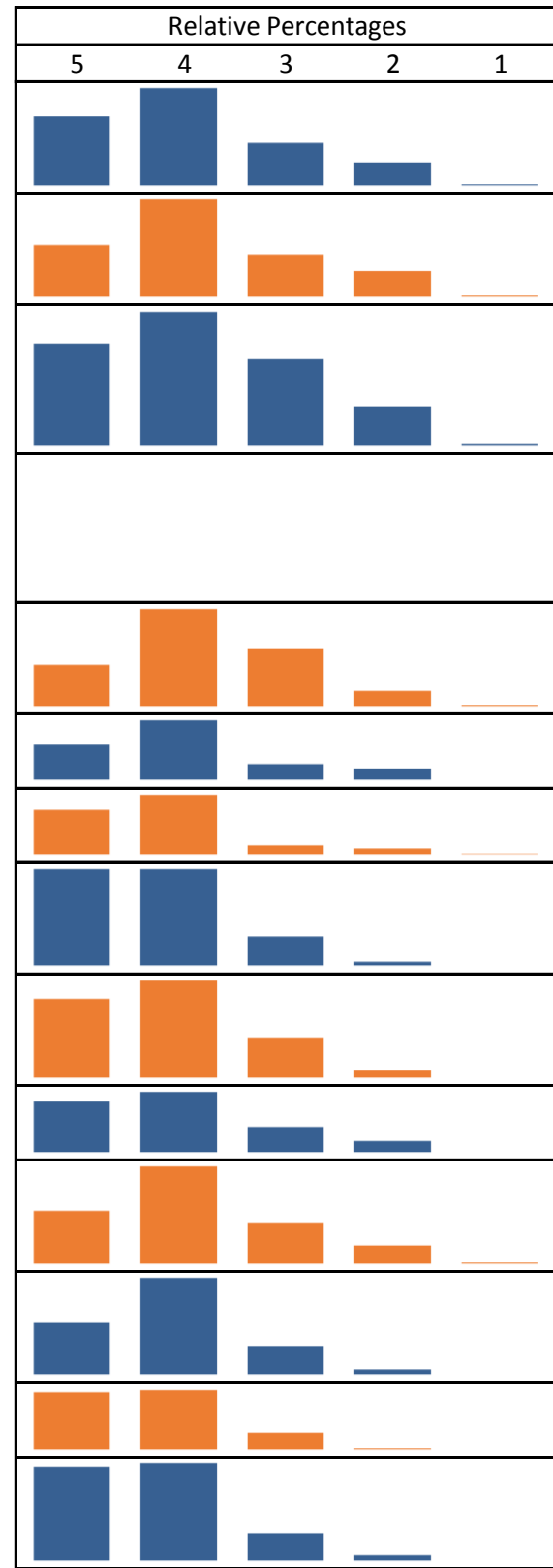
	Ratings					Relative Percentages				
	5	4	3	2	1	5	4	3	2	1
Q1. Our school's purpose statement is clearly focused on student success.	47%	47%	6%	1%	0%					
Q2. Our schools purpose statement is formally reviewed and revised with involvement from stakeholders.	24%	39%	26%	8%	3%					
Q3. Our school's purpose statement is based on shared values and beliefs that guide decision-making.	33%	43%	16%	8%	0%					
Q4. Our school's purpose statement is supported by the policies and practices adopted by the school board or governing body.	25%	48%	17%	7%	3%					
Q5. Our school has a continuous improvement process based on data, goals, actions, and measures for growth.	44%	44%	8%	3%	1%					
Q6. Our school's governing body or school board complies with all policies, procedures, laws, and regulations.	21%	37%	27%	7%	8%					
Q7. Our school's governing body or school board maintains a distinction between its roles and responsibilities and those of school leadership.	21%	40%	26%	9%	3%					
Q8. Our school's leaders support an innovative and collaborative culture.	44%	38%	9%	7%	2%					
Q9. Our school's leaders expect staff members to hold all students to high academic standards.	58%	31%	9%	1%	2%					
Q10. Our school's leaders hold themselves accountable for student learning.	41%	29%	22%	6%	2%					
Q11. Our school's leaders hold staff members accountable for student learning.	58%	33%	7%	3%	0%					
Q12. Our school's leaders regularly evaluate staff members on criteria designed to improve teaching and learning.	46%	39%	15%	1%	0%					
Q13. Our school's leaders ensure all staff members use supervisory feedback to improve student learning.	37%	42%	16%	4%	1%					
Q14. Our school's leaders engage effectively with all stakeholders about the school's purpose and direction.	31%	43%	19%	7%	0%					
Q15. Our school's leaders provide opportunities for stakeholders to be involved in the school.	32%	45%	20%	2%	0%					

	Ratings					Relative Percentages				
	5	4	3	2	1	5	4	3	2	1
Q16. All teachers in our school monitor and adjust curriculum, instruction and assessment based on data from student assessments and examination of professional practice.	38%	46%	10%	7%	0%					
Q17. All teachers in our school personalize instructional strategies and interventions to address individual learning needs of students.	32%	45%	15%	9%	0%					
Q18. All teachers in our school regularly use instructional strategies that require student collaboration, self-reflection and development of critical thinking skills.	33%	42%	22%	3%	0%					
Q19. All teachers in our school use a variety of technologies as instructional resources.	42%	40%	12%	5%	2%					
Q20. All teachers in our school use a process to inform students of their learning expectations and standards of performance.	32%	52%	13%	2%	0%					
Q21. All teachers in our school provide students with specific and timely feedback about their learning.	22%	55%	21%	1%	1%					
Q22. All teachers in our school use multiple types of assessments to modify instruction and to revise the curriculum.	32%	46%	20%	2%	0%					
Q23. All teachers in our school use consistent common grading and reporting policies across grade levels and courses based on clearly defined criteria.	29%	43%	18%	7%	3%					
Q24. All teachers in our school participate in collaborative learning communities that meet both informally and formally across grade levels and content areas.	31%	46%	17%	5%	2%					
Q25. All teachers in our school have been trained to implement a formal process that promotes discussion about student learning (e.g., action research, examination of student work, reflection, study teams and peer coaching.)	24%	44%	17%	11%	3%					
Q26. In our school, challenging curriculum and learning experiences provide equity for all students in the development of learning, thinking, and life skills.	27%	50%	19%	3%	1%					

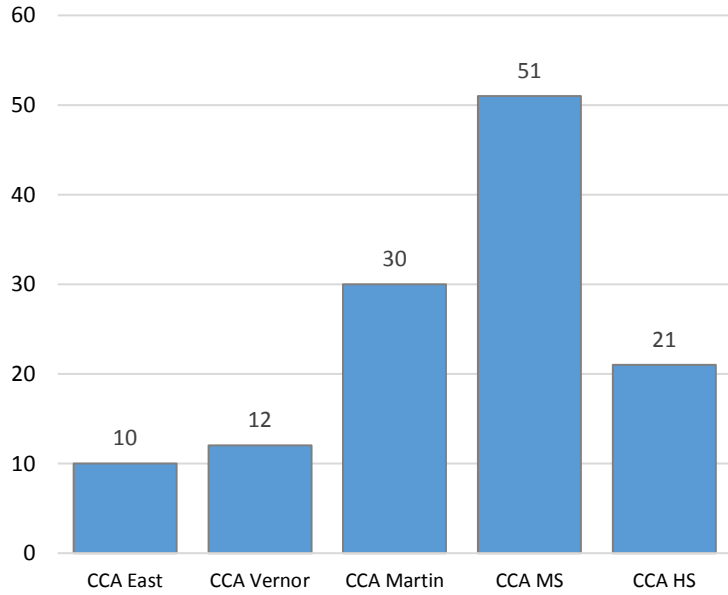
	Ratings				
	5	4	3	2	1
Q27. In our school, related learning support services are provided for all students based on their needs.	29%	41%	19%	11%	1%
Q28. In our school, a formal structure exists so that each student is well known by at least one adult advocate in the school who supports that student's educational experience.	36%	38%	17%	7%	2%
Q29. In our school, all staff members use student data to address the unique learning needs of all students.	34%	42%	21%	3%	0%
Q30. In our school, staff members provide peer coaching to teachers.	33%	46%	15%	4%	2%
Q31. In our school, a formal process is in place to support new staff members in their professional practice.	19%	48%	15%	10%	8%
Q32. In our school, all staff members participate in continuous professional learning based on identified needs of the school.	34%	45%	15%	5%	1%
Q33. In our school, a professional learning program is designed to build capacity among all professional and support staff members.	22%	50%	20%	8%	0%
Q34. In our school, all school personnel regularly engage families in their children's learning progress.	24%	45%	17%	14%	0%
Q35. In our school, all stakeholders are informed of policies, processes, and procedures related to grading and reporting.	26%	44%	20%	6%	3%
Q36. Our school provides qualified staff members to support student learning.	46%	41%	10%	2%	0%
Q37. Our school provides instructional time and resources to support our school's goals and priorities.	34%	45%	15%	5%	1%
Q38. Our school provides sufficient material resources to meet student needs.	26%	40%	17%	11%	7%
Q39. Our school provides protected instructional time.	40%	36%	18%	4%	2%
Q40. Our school provides a variety of information resources to support student learning.	28%	45%	15%	11%	1%



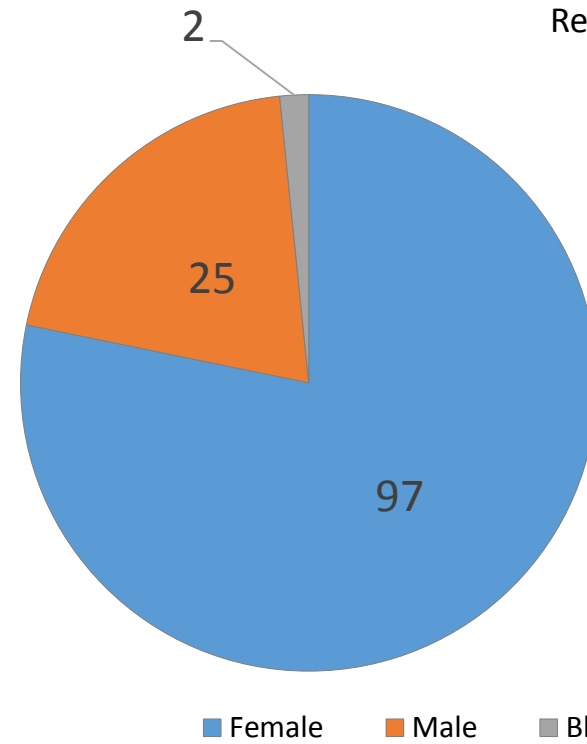
	Ratings				
	5	4	3	2	1
Q41. Our school provides a plan for the acquisition and support of technology to support student learning.	29%	39%	18%	11%	3%
Q42. Our school provides a plan for the acquisition and support of technology to support the school's operational needs.	24%	43%	20%	12%	2%
Q43. Our school provides high quality student support services (e.g., counseling, referrals, educational, and career planning).	28%	36%	24%	11%	2%
Our school provides high quality student support services (e.g., counseling, referrals, educational, and career planning).					
Q44. Our school provides opportunities for students to participate in activities that interest them.	20%	42%	26%	9%	3%
Q45. Our school maintains facilities that support student learning.	29%	49%	13%	9%	0%
Q46. Our school maintains facilities that contribute to a safe environment.	36%	48%	8%	6%	2%
Q47. Our school uses multiple assessment measures to determine student learning and school performance.	43%	43%	13%	2%	0%
Q48. Our school employs consistent assessment measures across classrooms and courses.	35%	43%	18%	3%	0%
Q49. Our school has a systematic process for collecting, analyzing, and using data.	34%	41%	17%	7%	0%
Q50. Our school ensures all staff members are trained in the evaluation, interpretation and use of data.	24%	38%	20%	12%	7%
Q51. Our school uses data to monitor student readiness and success at the next level.	28%	53%	15%	3%	0%
Q52. Our school leaders monitor data related to student achievement.	43%	44%	12%	1%	0%
Q53. Our school leaders monitor data related to school continuous improvement goals.	42%	44%	12%	2%	0%



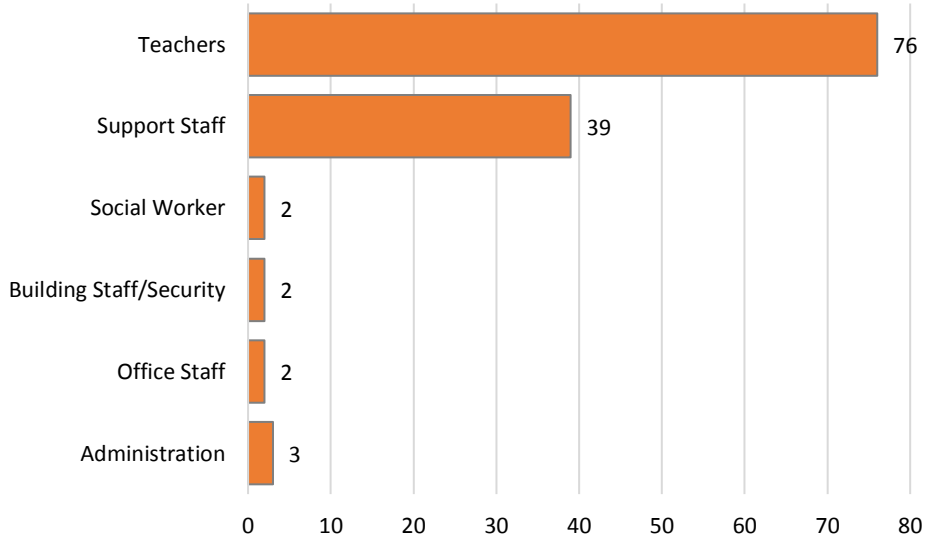
Number of Responses = 124



Responses by Gender



Responses by Role



Responses by Years of Experience

