

District: CCA



Reading All Student Growth
2013-2014 Academic Year

	2	3	4	5	6	7	8
Avg Fall Score	1838	2097	2282	2424	2506	2665	2712
Avg Winter Score	2011	2183	2357	2545	2574	2725	2731
Avg Spring Score	2116	2264	2451	2633	2673	2797	2757
70% Gap Target	2137	2382	2568	2717	2797	2863	2922
College Readiness Target*	2265	2504	2691	2843	2921	2948	3012
Winter Gap %	41%	21%	18%	29%	16%	21%	6%
Actual Gap %	65%	41%	41%	50%	40%	47%	15%

Reading All Student Growth
2014-2015 Academic Year

	2	3	4	5	6	7	8
Avg Fall Score	1807	2063	2208	2391	2483	2600	2740
Avg Winter Score	2038	2243	2379	2548	2582	2709	2775
Avg Spring Score							
70% Gap Target	2128	2372	2546	2707	2790	2844	2930
College Readiness Target*	2265	2504	2691	2843	2921	2948	3012
Winter Gap %	50%	41%	35%	35%	23%	31%	13%
Actual Gap %							

Math All Student Growth
2013-2014 Academic Year

	2	3	4	5	6	7	8
Avg Fall Score	1891	2094	2213	2316	2407	2537	2534
Avg Winter Score	2015	2173	2285	2387	2445	2608	2594
Avg Spring Score	2121	2243	2331	2448	2538	2677	2656
70% Gap Target	2101	2294	2412	2525	2635	2721	2783
College Readiness Target*	2191	2380	2497	2615	2733	2800	2890
Winter Gap %	41%	28%	25%	24%	12%	27%	17%
Actual Gap %	77%	52%	42%	44%	40%	53%	34%

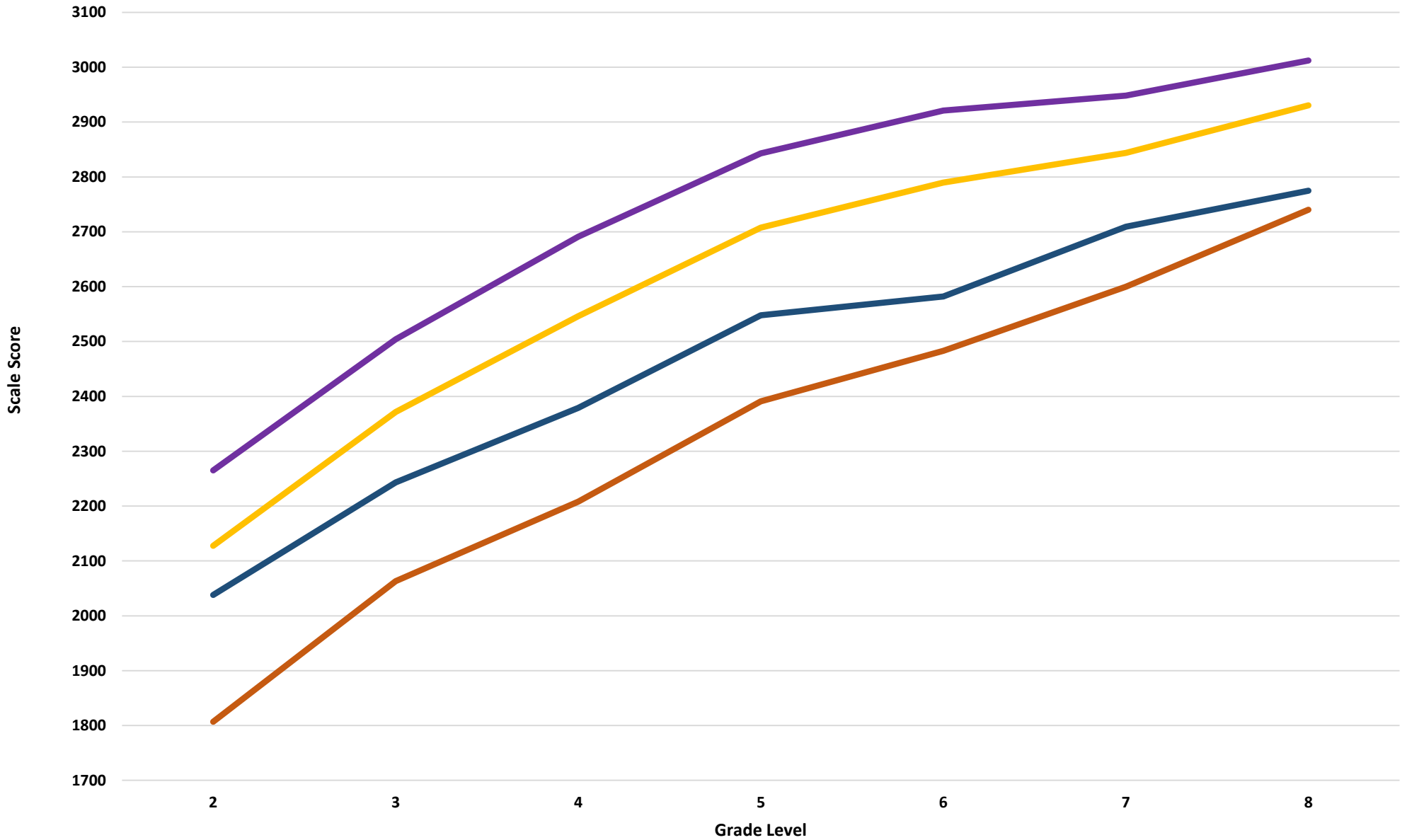
Math All Student Growth
2014-2015 Academic Year

	2	3	4	5	6	7	8
Avg Fall Score	1888	2081	2187	2299	2367	2483	2548
Avg Winter Score	2047	2193	2295	2404	2444	2569	2567
Avg Spring Score							
70% Gap Target	2100	2290	2404	2520	2623	2705	2787
College Readiness Target*	2191	2380	2497	2615	2733	2800	2890
Winter Gap %	52%	37%	35%	33%	21%	27%	6%
Actual Gap %							

* the achievement target that must be met in order to remain on track to be academically prepared for success in college or a career
© 2014 Central Michigan University, The Governor John Engler Center for Charter Schools



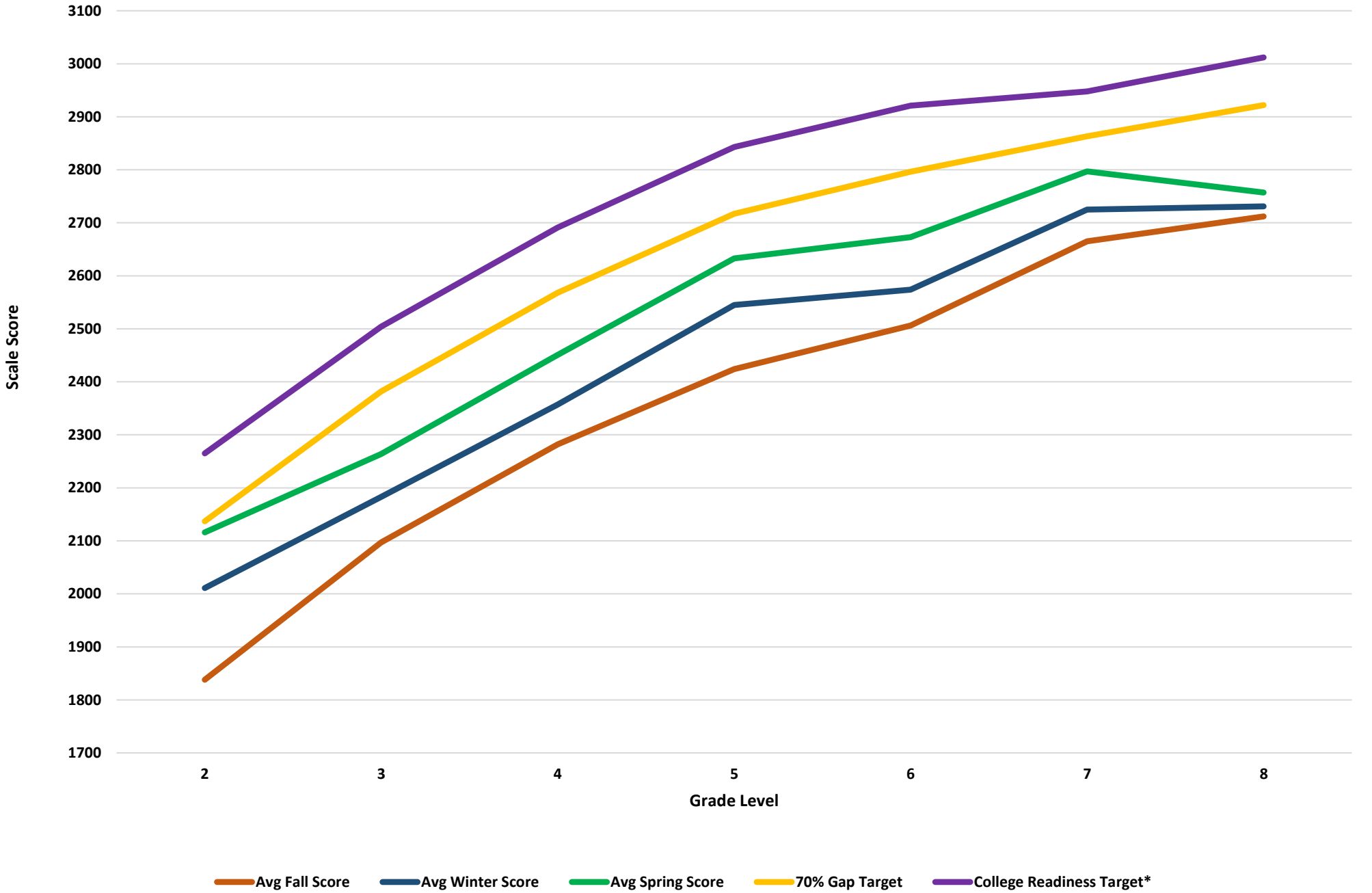
Reading All Student Growth 2014-2015 Academic Year Cesar Chavez Academy District



Avg Fall Score Avg Winter Score Avg Spring Score 70% Gap Target College Readiness Target*

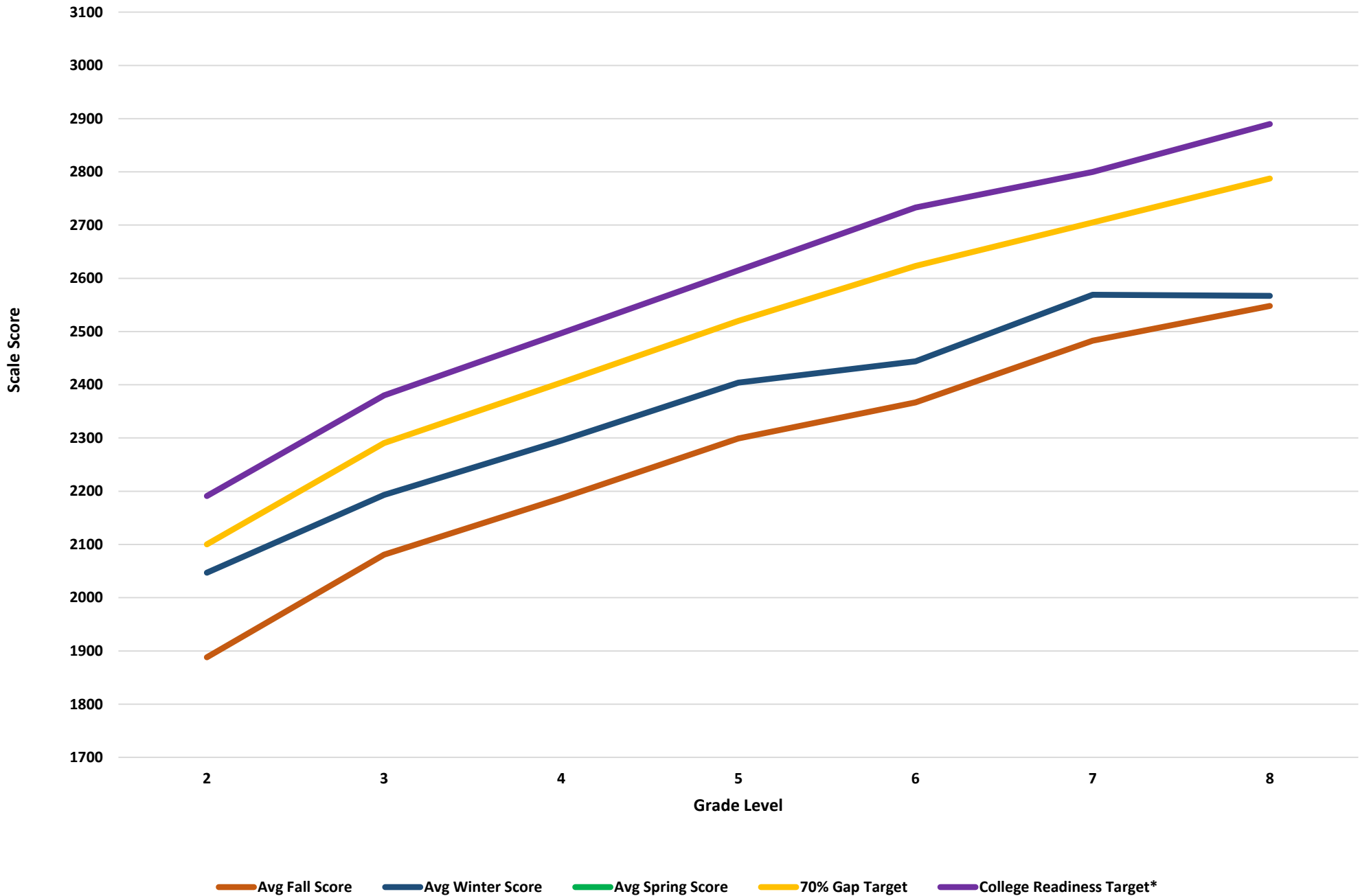


Reading All Student Growth 2013-2014 Academic Year Cesar Chavez Academy District



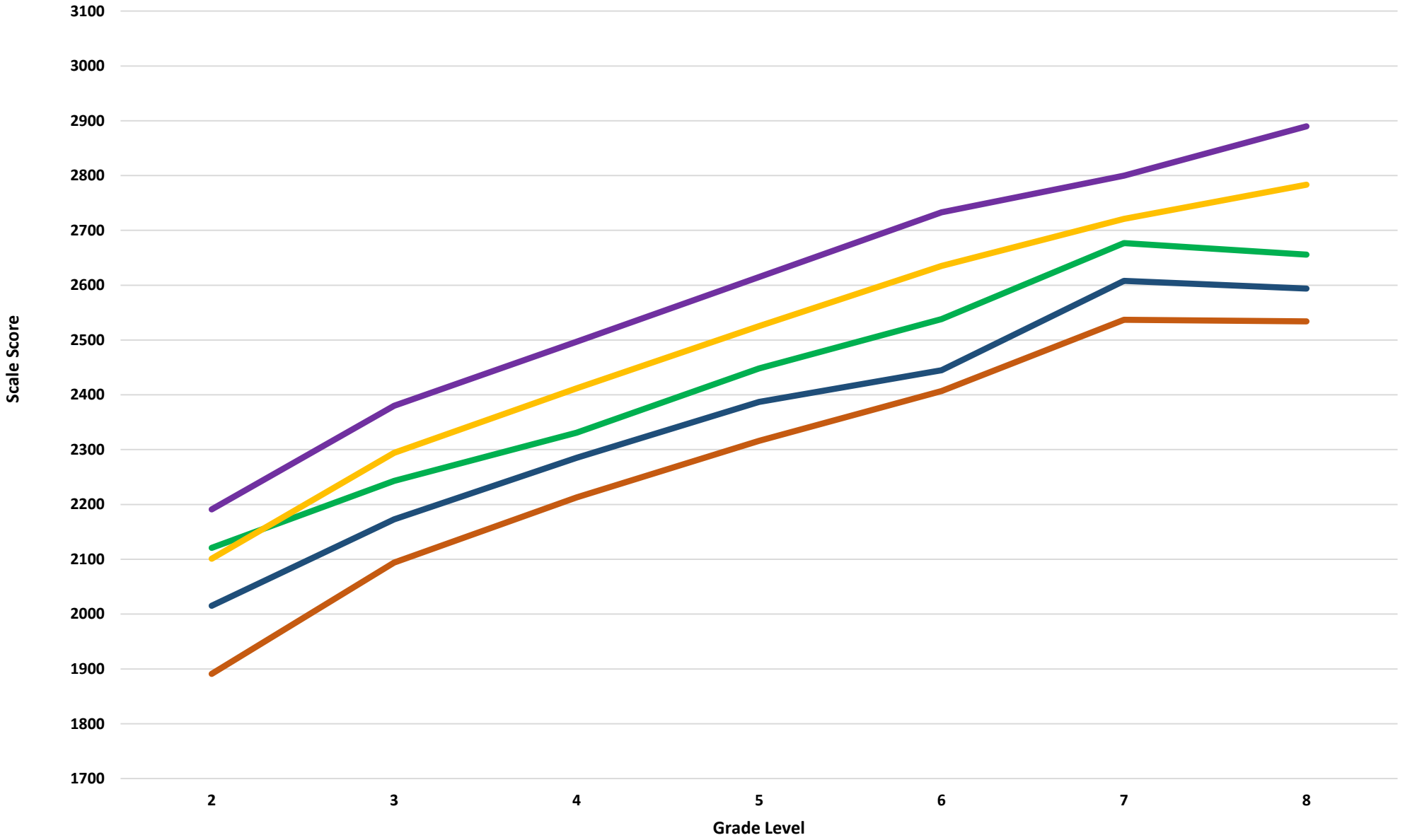


Math All Student Growth 2014-2015 Academic Year Cesar Chavez Academy District





Math All Student Growth 2013-2014 Academic Year Cesar Chavez Academy District



— Avg Fall Score — Avg Winter Score — Avg Spring Score — 70% Gap Target — College Readiness Target*