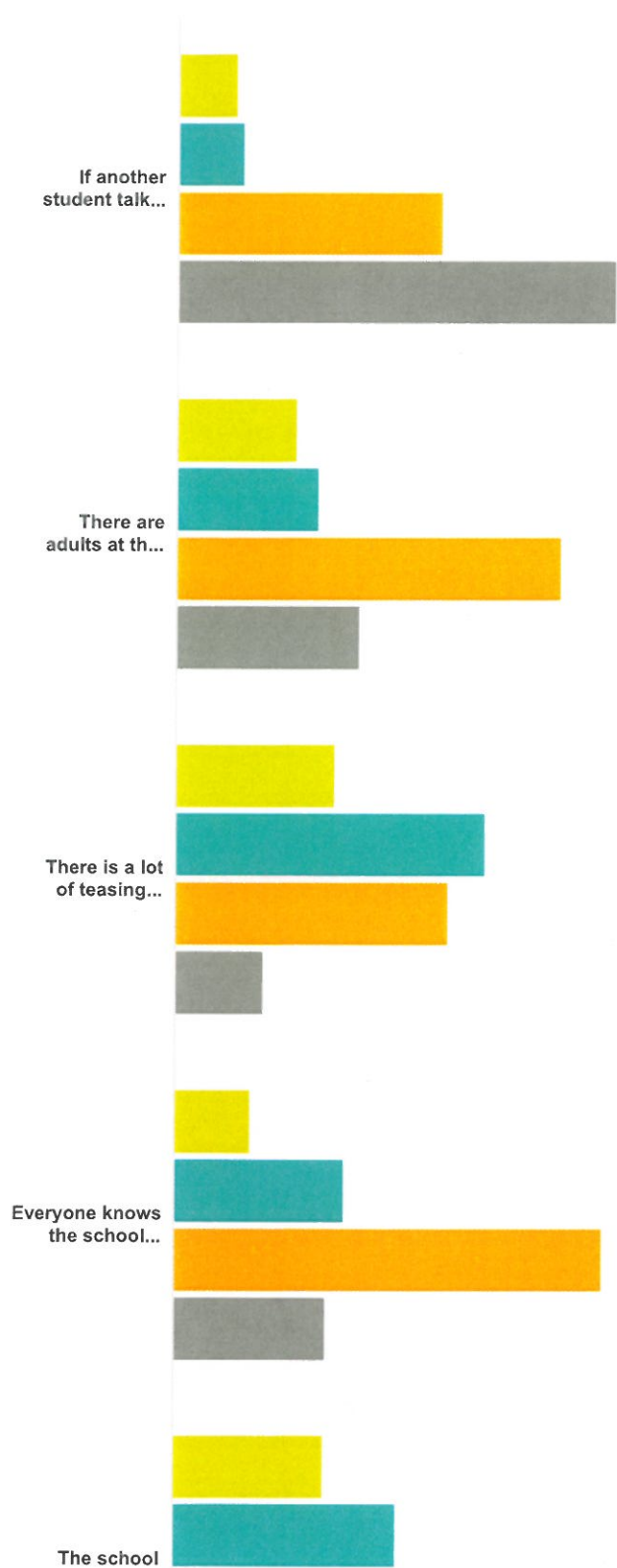


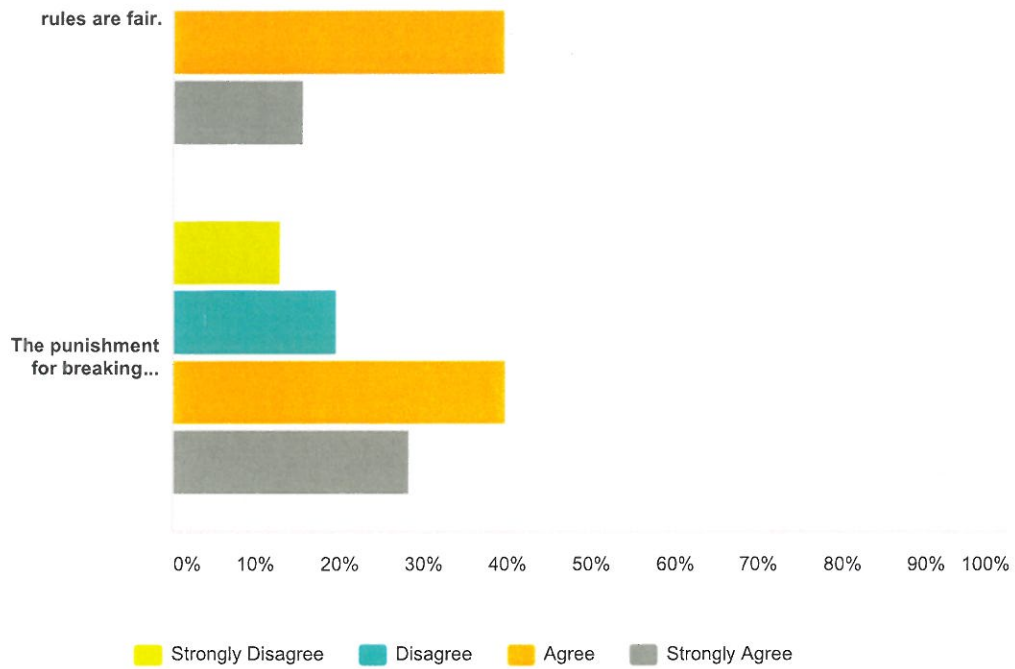
School Climate Survey, Part II

Q1 Please answer the following statements with either STRONGLY DISAGREE, DISAGREE, AGREE, or STRONGLY AGREE.

Answered: 343 Skipped: 0



School Climate Survey, Part II



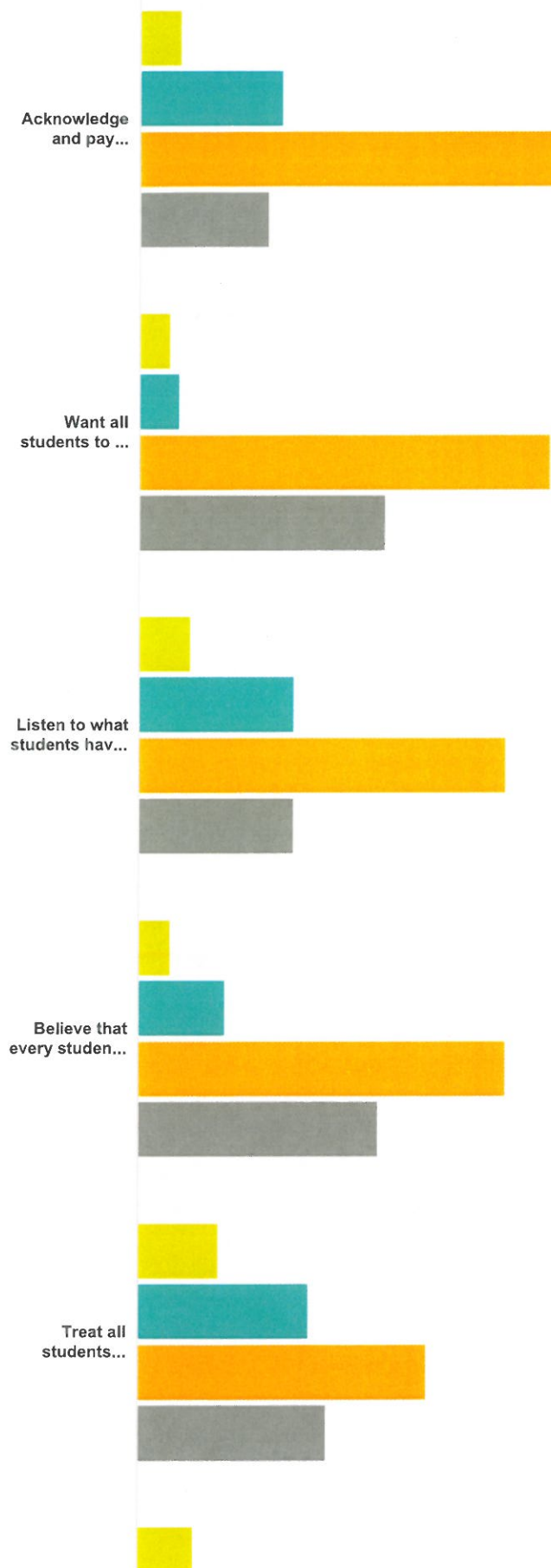
| | Strongly Disagree | Disagree | Agree | Strongly Agree | Total |
|---|-------------------|---------------|---------------|----------------|-------|
| If another student talked about killing someone, I would tell one of the teachers or staff. | 7.04% 24 | 7.92% 27 | 31.96% 109 | 53.08% 181 | 341 |
| There are adults at this school I could go to if I had a personal problem. | 14.41% 49 | 17.06% 58 | 46.47% 158 | 22.06% 75 | 340 |
| There is a lot of teasing about sexual topics at this school. | 19.12% 65 | 37.35% 127 | 32.94% 112 | 10.59% 36 | 340 |
| Everyone knows the school rules for student conduct. | 9.23% 31 | 20.54% 69 | 51.79% 174 | 18.45% 62 | 336 |
| The school rules are fair. | 18.10% 61 | 27.00% 91 | 39.47% 133 | 15.43% 52 | 337 |
| The punishment for breaking school rules is the same no matter who you are. | 12.65% 43 | 19.41% 66 | 39.71% 135 | 28.24% 96 | 340 |

Q2 How much do you agree that ADULTS at this school...

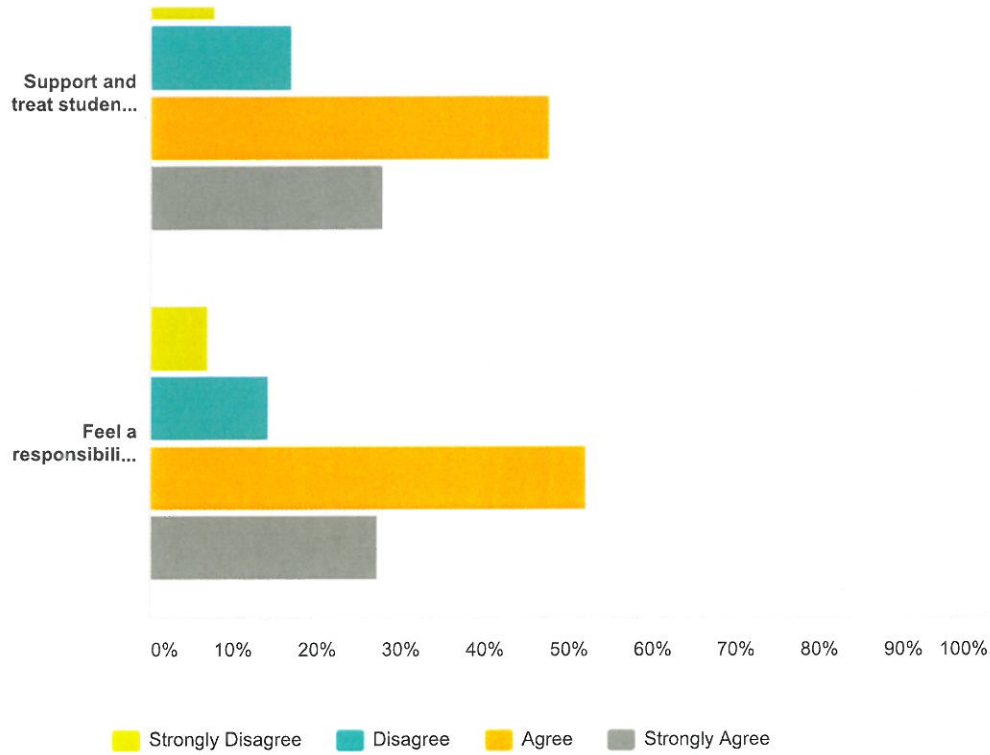
Answered: 338 Skipped: 5



School Climate Survey, Part II



School Climate Survey, Part II



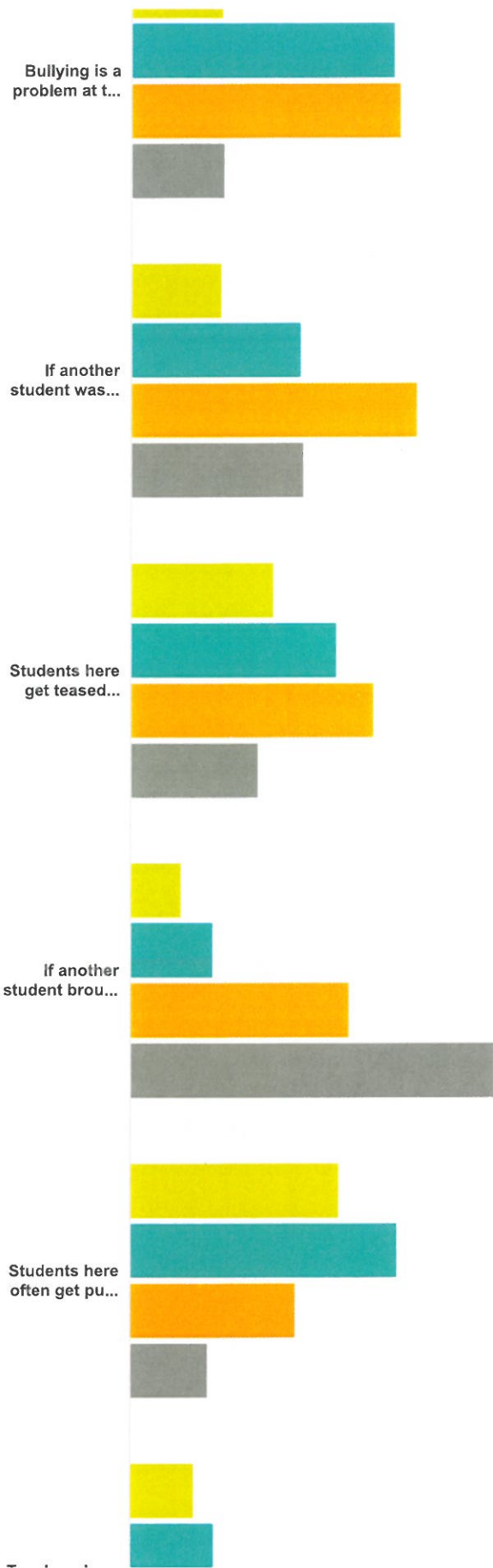
| | Strongly Disagree | Disagree | Agree | Strongly Agree | Total |
|---|-------------------|--------------|---------------|----------------|-------|
| Really care about all students. | 7.72% 26 | 19.58% 66 | 48.96% 165 | 23.74% 80 | 337 |
| Acknowledge and pay attention to students. | 5.62% 19 | 19.53% 66 | 57.10% 193 | 17.75% 60 | 338 |
| Want all students to do their best. | 4.15% 14 | 5.34% 18 | 56.68% 191 | 33.83% 114 | 337 |
| Listen to what students have to say. | 7.16% 24 | 21.19% 71 | 50.45% 169 | 21.19% 71 | 335 |
| Believe that every student can achieve success. | 4.46% 15 | 11.90% 40 | 50.60% 170 | 33.04% 111 | 336 |
| Treat all students fairly. | 10.98% 37 | 23.44% 79 | 39.76% 134 | 25.82% 87 | 337 |
| Support and treat students with respect. | 7.78% 26 | 16.77% 56 | 47.60% 159 | 27.84% 93 | 334 |
| Feel a responsibility to improve the school. | 6.87% 23 | 14.03% 47 | 51.94% 174 | 27.16% 91 | 335 |

Q3 Please answer the following statements with either STRONGLY DISAGREE, DISAGREE, AGREE, or STRONGLY AGREE.

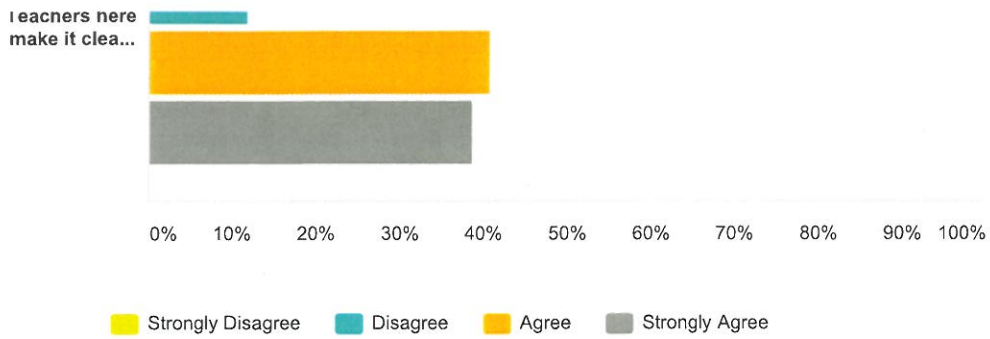
Answered: 338 Skipped: 5



School Climate Survey, Part II



School Climate Survey, Part II

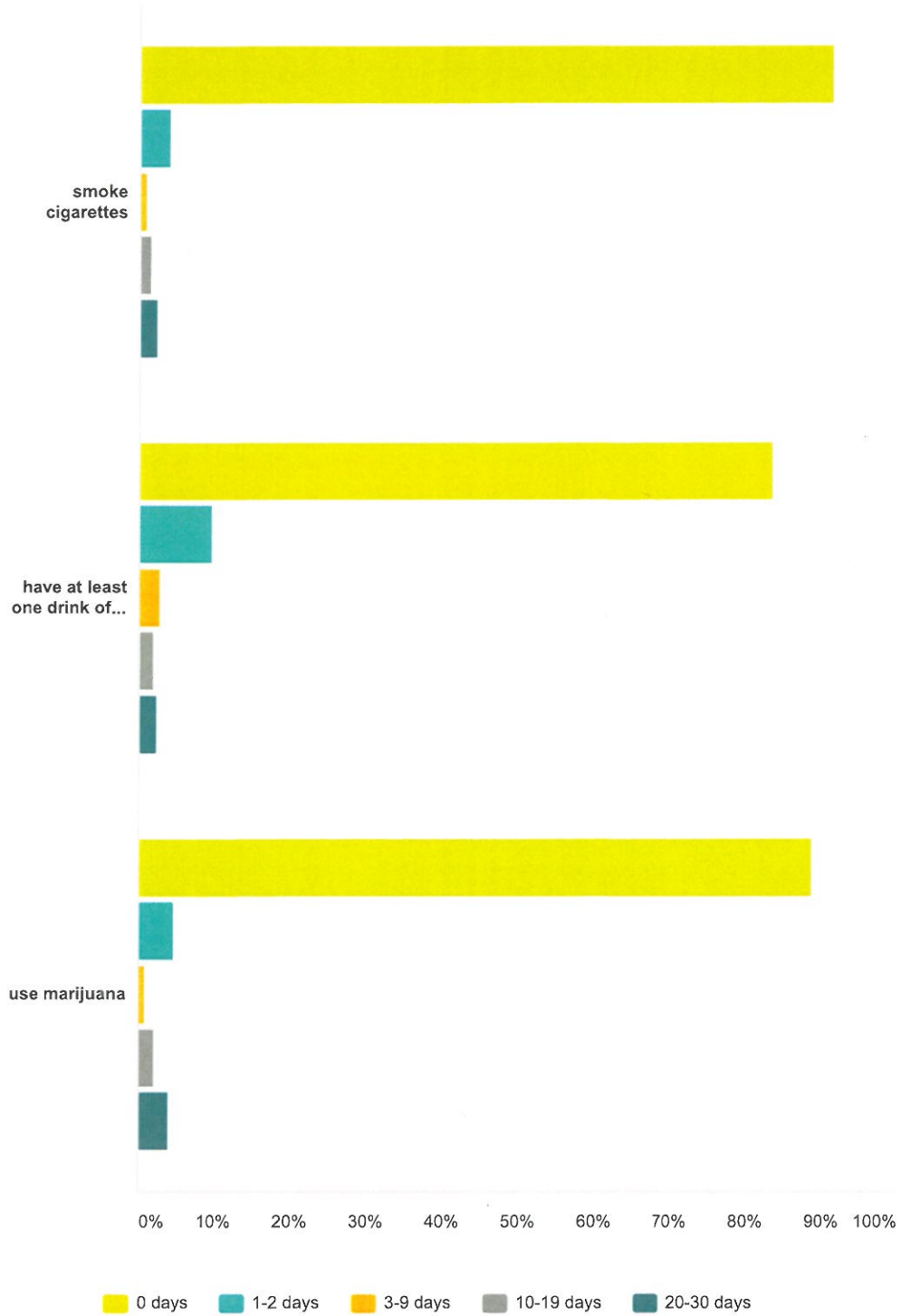


| | Strongly Disagree | Disagree | Agree | Strongly Agree | Total |
|--|-------------------|---------------|---------------|----------------|-------|
| Bullying is a problem at this school. | 12.72% 43 | 36.69% 124 | 37.57% 127 | 13.02% 44 | 338 |
| If another student was bullying me, I would tell one of the teachers or staff. | 12.57% 42 | 23.65% 79 | 39.82% 133 | 23.95% 80 | 334 |
| Students here get teased often about their clothing or physical appearance. | 19.82% 67 | 28.70% 97 | 33.73% 114 | 17.75% 60 | 338 |
| If another student brought a gun to school, I would tell one of the teachers or staff. | 7.12% 24 | 11.57% 39 | 30.56% 103 | 50.74% 171 | 337 |
| Students here often get put down because of their race or ethnicity. | 29.04% 97 | 37.13% 124 | 23.05% 77 | 10.78% 36 | 334 |
| Teachers here make it clear to students that bullying is not tolerated. | 8.93% 30 | 11.61% 39 | 40.77% 137 | 38.69% 130 | 336 |

Q4 During the past 30 days, how many days did you do the following?

Answered: 336 Skipped: 7

School Climate Survey, Part II

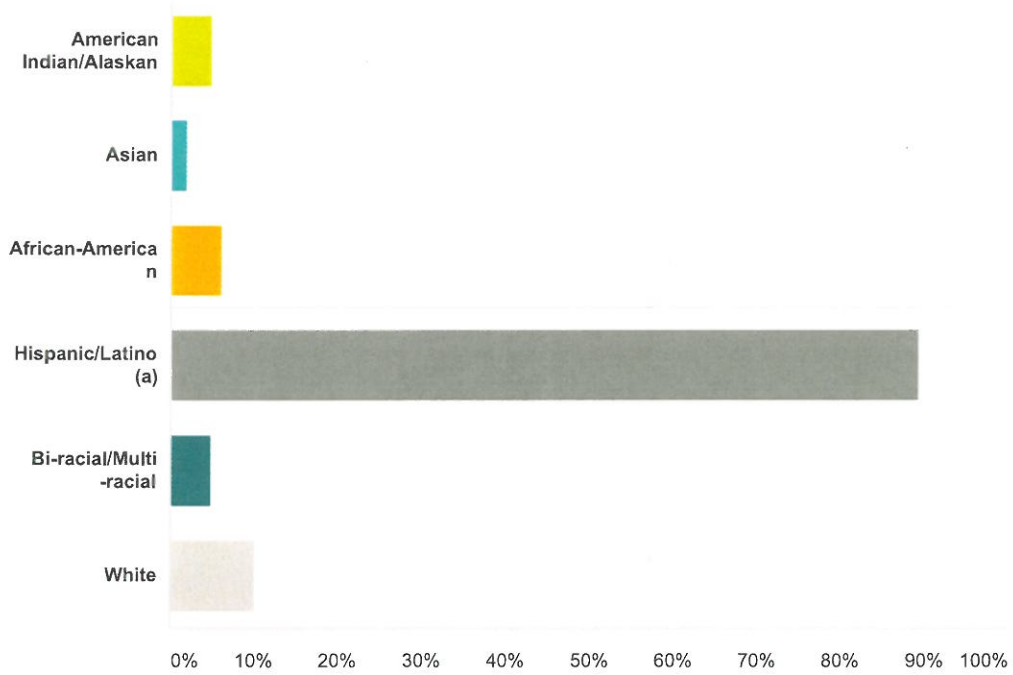


| | 0 days | 1-2 days | 3-9 days | 10-19 days | 20-30 days | Total |
|------------------------------------|---------------|-------------|------------|------------|-------------|-------|
| smoke cigarettes | 91.37% 307 | 3.87% 13 | 0.89% 3 | 1.49% 5 | 2.38% 8 | 336 |
| have at least one drink of alcohol | 83.58% 280 | 9.55% 32 | 2.69% 9 | 1.79% 6 | 2.39% 8 | 335 |
| use marijuana | 88.62% 296 | 4.49% 15 | 0.90% 3 | 2.10% 7 | 3.89% 13 | 334 |

School Climate Survey, Part II

Q5 To the best of your ability, please indicate your Ethnic group/Race.

Answered: 312 Skipped: 31



| Answer Choices | Responses | |
|-------------------------------|-----------|-----|
| American Indian/Alaskan | 4.81% | 15 |
| Asian | 1.92% | 6 |
| African-American | 6.09% | 19 |
| Hispanic/Latino(a) | 89.42% | 279 |
| Bi-racial/Multi-racial | 4.81% | 15 |
| White | 9.94% | 31 |
| Total Respondents: 312 | | |