

# 2013-14 Accountability Scorecard

Cesar Chavez Academy

Overall District Status: Yellow 51/80 (63.7%) Points Possible

[ISD Scorecard](#)

Student Group	Mathematics	Reading	Social Studies	Science	Writing	% of Status Points	Completion Rate	Attendance Rate
All Students	2	2	2	0	2	8/10 (80%)	2	...
Bottom 30%	0	0	0	0	0	0/10 (0%)	...	...
African American	2	2	...	...	...	4/4 (100%)	...	...
Hispanic of Any Race	2	2	2	0	2	8/10 (80%)	2	...
White	2	2	...	...	...	4/4 (100%)	...	...
Economically Disadvantaged	2	2	2	0	2	8/10 (80%)	2	...
English Language Learners	0	2	0	0	2	4/10 (40%)	2	...
Students With Disabilities	0	0	1	0	...	1/8 (12.5%)	...	...

## Performance of Schools within District

School	Overall	% of Status Points	Mathematics	Reading	Social Studies	Science	Writing	Completion Rate	Attendance Rate
<a href="#">Cesar Chavez Academy - Elementary East</a>	...	...	...	...	...	...	...	...	...
<a href="#">Cesar Chavez Academy Elementary</a>	Red	12/24 (50%)	Red	Green	...	...	...	...	Green
<a href="#">Cesar Chavez Academy Intermediate</a>	Yellow	46/62 (74.2%)	Green	Green	Green	Yellow	Green	...	Green
<a href="#">Cesar Chavez High School</a>	Yellow	46/64 (71.9%)	Green	Green	Green	Green	Green	Green	...
<a href="#">Cesar Chavez Middle School</a>	Yellow	38/62 (61.3%)	Green	Green	Green	Red	Green	...	Green

# Accountability Scorecard Proficiency Targets\*

CCA District

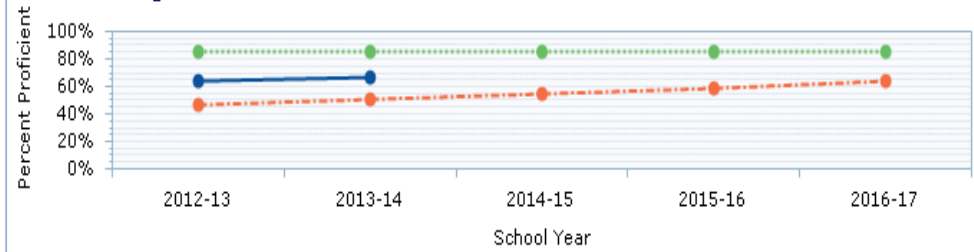
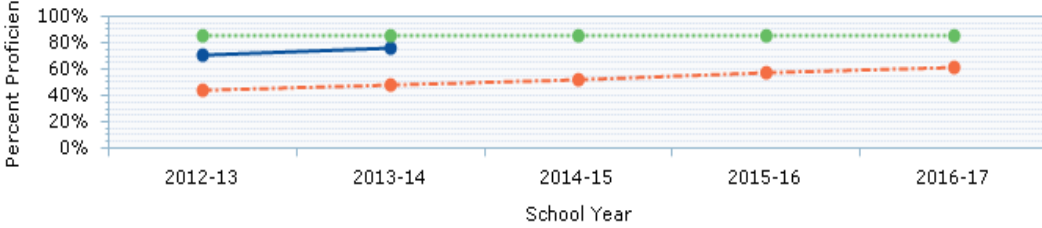
CCA Lower Elementary

■ 2012-13 Performance ■ 2012-13 Target ■ State Proficiency Target (85% in 2022)

■ 2012-13 Performance ■ 2012-13 Target ■ State Proficiency Target (85% in 2022)

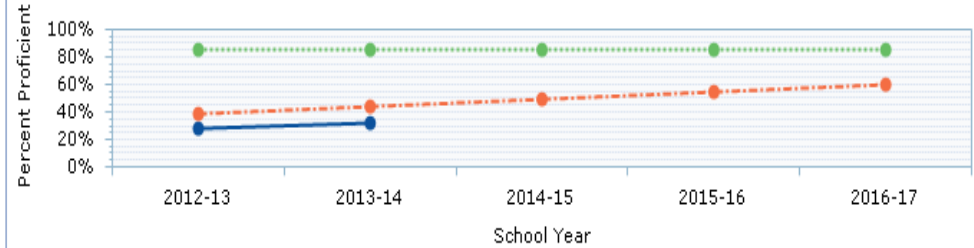
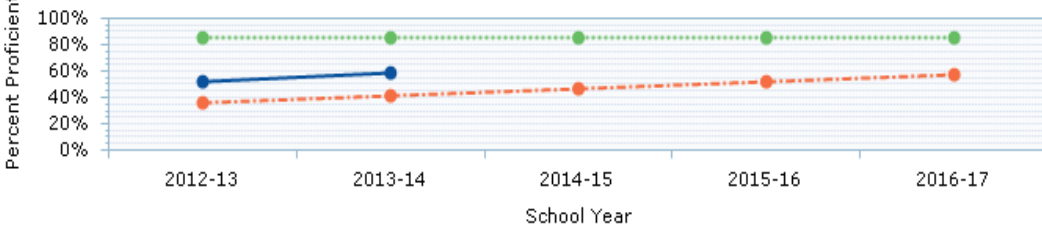
## Reading

## Reading

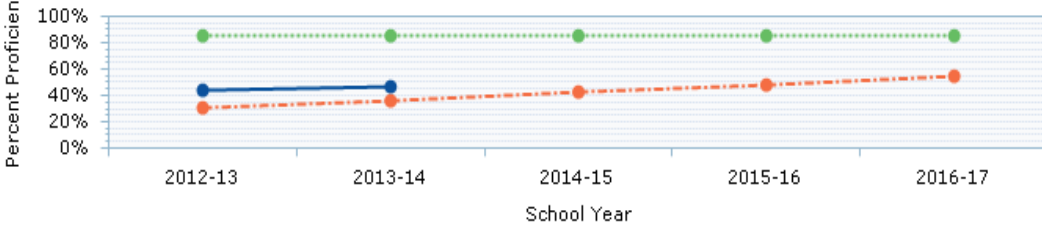


## Writing

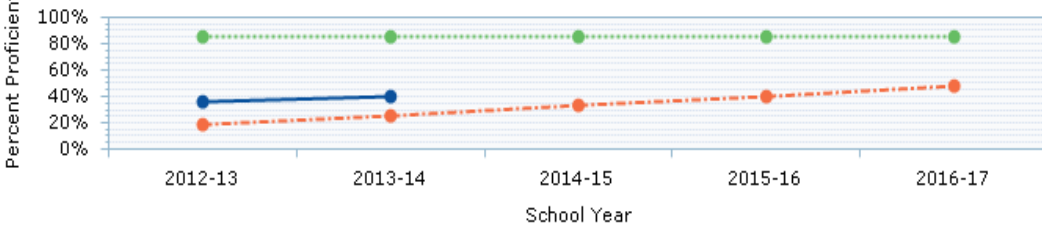
## Mathematics



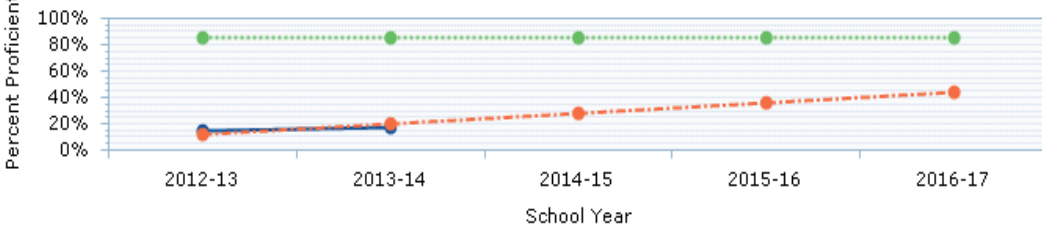
## Mathematics



## Social Studies



## Science



\* Proficiency percentages includes students who are:

- 1) Actually proficient (Level 1 or 2)
- 2) Provisional proficient (scored within the error band)
- 3) Growth proficient (demonstrated increase vs. previous testing)

# Accountability Scorecard Proficiency Targets

CCA Upper Elementary

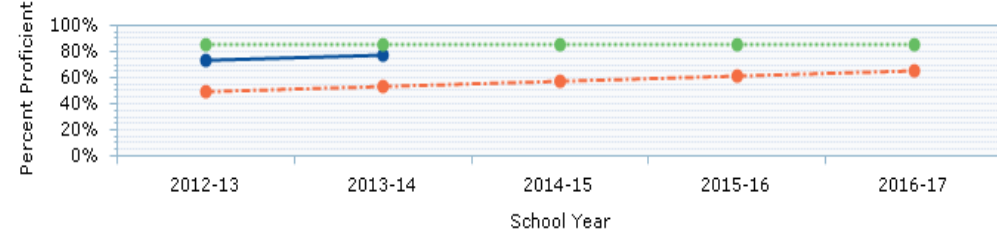
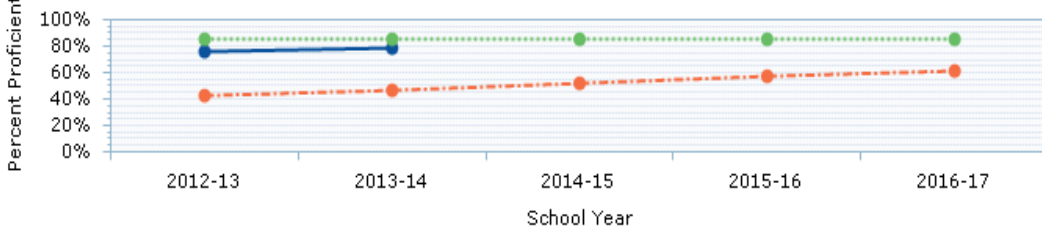
CCA Middle School

■ 2012-13 Performance ■ 2012-13 Target ■ State Proficiency Target (85% in 2022)

■ 2012-13 Performance ■ 2012-13 Target ■ State Proficiency Target (85% in 2022)

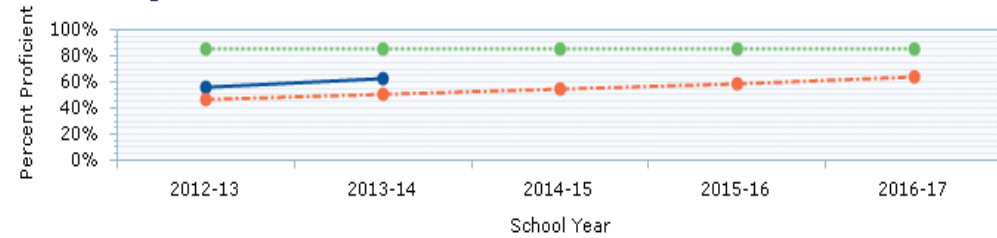
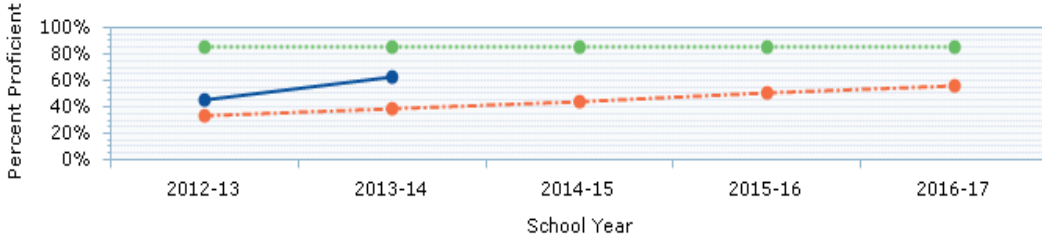
## Reading

## Reading



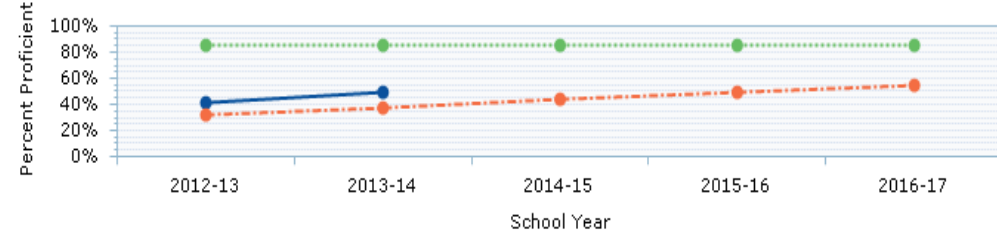
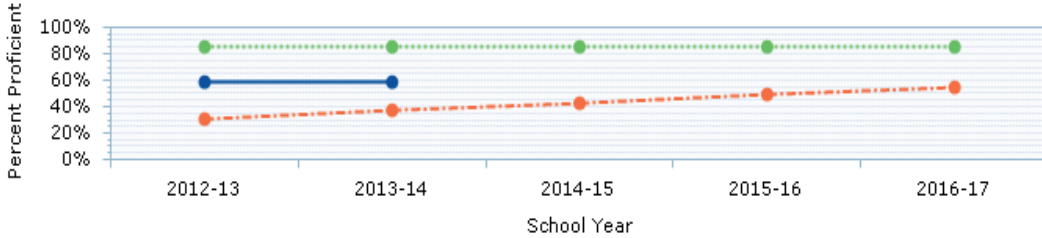
## Writing

## Writing



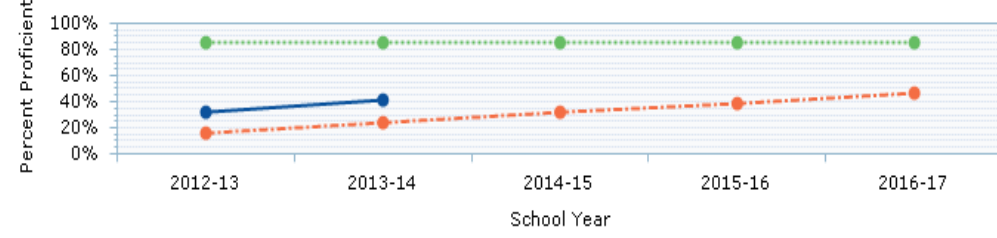
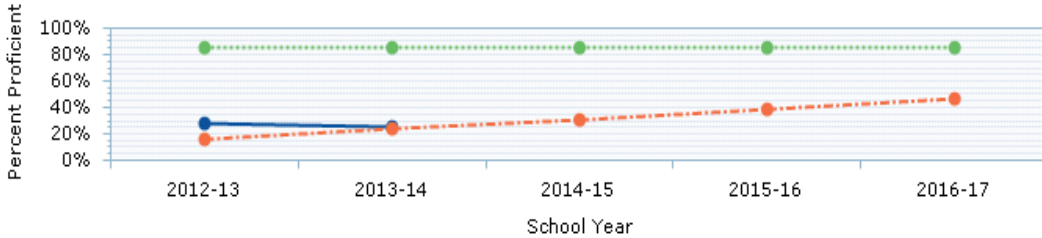
## Mathematics

## Mathematics



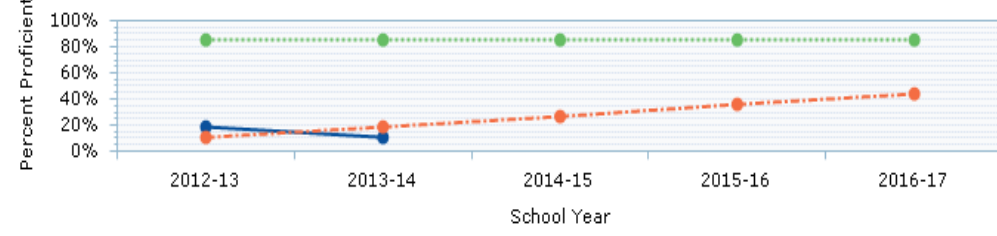
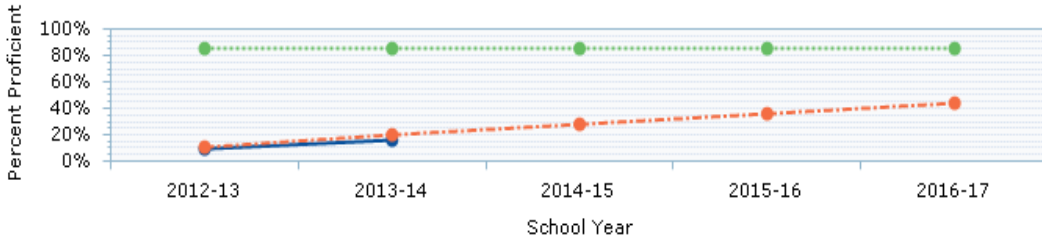
## Social Studies

## Social Studies



## Science

## Science

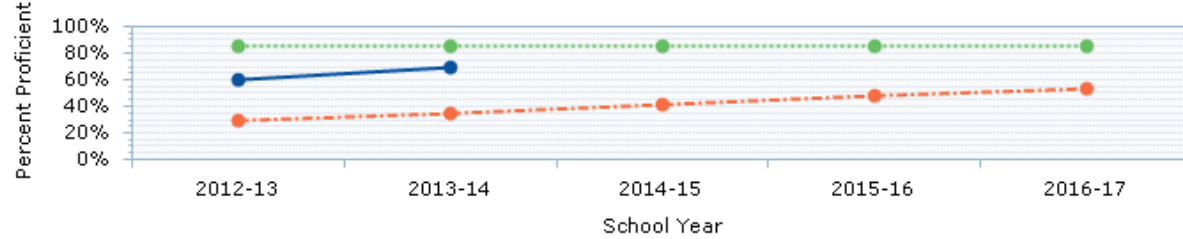


# Accountability Scorecard Proficiency Targets

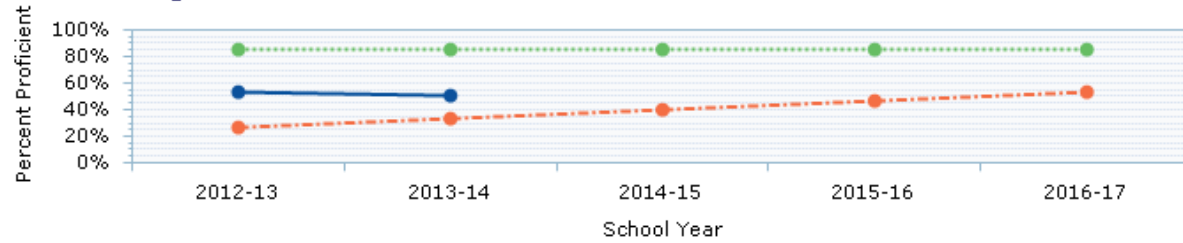
CCA High School

■ 2012-13 Performance ■ 2012-13 Target ■ State Proficiency Target (85% in 2022)

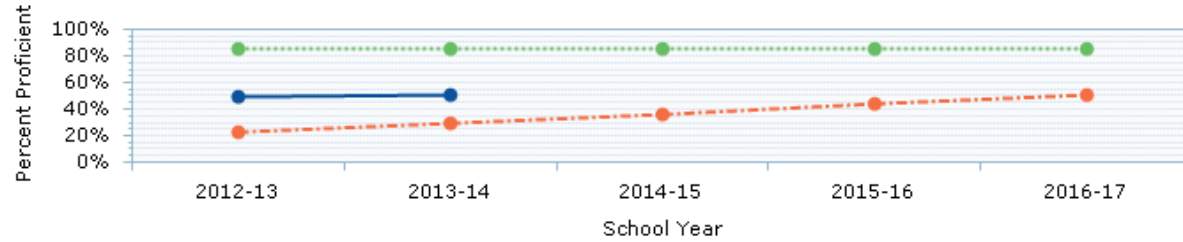
## Reading



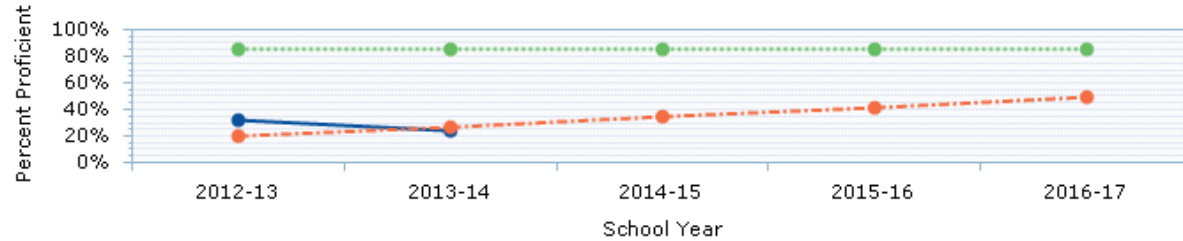
## Writing



## Social Studies



## Mathematics



## Science

